

COCOPRO™

CUBES | BAGS

HIGH-QUALITY GROW MEDIA FOR HIGH-QUANTITY GROWING

CocoPro cubes and bags were developed with the high-performance grower in mind. They are designed to cut down on the hassle and mess of filling bags or pots when planting and transplanting crops. CocoPro's premium quality coir comes compressed and specially packed. Once CocoPro is hydrated, it's ready to use.



CocoPro bags

THE BOTANICARE DIFFERENCE

Developed by Botanicare's team of scientists, CocoPro is crafted with careful attention to the needs of growers. Our team has developed specific ratios between inputs of coir pith, fiber, and chunks to target optimal physical properties for each container size. Each batch is buffered and washed to ensure excellent performance from the start.

Strict quality control standards and analytical procedures are specified to help ensure consistent mixtures throughout the manufacturing process. CocoPro was designed with drainage properties that pose a lower risk of over-watering. These properties allow CocoPro to work well with frequent watering/fertilization schedules and automated irrigation/fertigation systems. CocoPro is processed to have low EC and ideal pH to provide more control over the nutritional management of your crops. Additionally, the air-pruning fabric covers promote natural pruning and branching to help encourage vigorous root growth.

BENEFITS:






- All-in-one planting system provides for significant time and cost savings by eliminating the need to fill pots, transplant, or step up into larger pots later in the crop cycle.
- Keeps growing areas clean by minimizing handling and filling of containers.
- CocoPro coir exhibits low EC/salt levels, excellent and inherent cation exchange capacity (meaning it holds on to nutrients and releases slowly over time), and acceptable pH buffering.
- The high-porosity mix provides fantastic air/gas exchange, and wicks and distributes water easily throughout the media.
- Breathable mesh fabric helps promote root pruning and strong root growth.



CocoPro cubes
Images depict hemp

PRODUCT APPLICATIONS

CocoPro is designed for high intensity growing environments such as greenhouse or indoor growing facilities, but can be used for outdoor growing in the correct climates. CocoPro is designed to provide high aeration and drainage with moderate water holding capacity. This makes CocoPro an excellent option for fast growing crops that can handle frequent irrigation events.

	<p>MODERATE WATER-HOLDING CAPACITY Moderate capacity for greater flexibility.</p>		<p>HIGH AERATION More air gets into the plant roots which promotes growth.</p>		<p>NUTRITIONAL VALUE No nutrient charge to allow for a high degree of fertilization control.</p>
		<p>pH ADJUSTED pH naturally in acceptable range.</p>			<p>COCO INPUTS Coco Coir pith, coir fiber and coir chunks.</p>

IRRIGATION STRATEGY

CocoPro delivers excellent performance with a variety of different irrigation strategies. Regardless of the specific irrigation strategy, it is important to monitor the moisture content to best determine when best to irrigate. This can be done with a moisture sensor, or by a simple ‘touch-and-feel’ method of lifting the CocoPro cube or bag. Regardless of irrigation strategy, irrigation frequency will increase as the plant grows in size and the roots expand throughout the media. Growers who wish to track their salt levels should utilize the pour-through method of extracting growing solution from the root zone. Growers should not simply collect leachate from an irrigation, as the results will vary.

GENERAL TIPS AND TRICKS

High Frequency (Pulse) Irrigation

- The goal is to provide several small irrigation ‘doses’ or ‘events’ per day when irrigating. This is often called pulse irrigation and yields excellent results with CocoPro.
- A professionally designed drip irrigation system is preferred to help ensure consistent and uniform delivery of water and nutrients.
- By irrigating with small doses, the nutrient solution has time to move throughout the media. This results in a very even saturation of the media.
- Irrigate between 1-2 hours after lights turn on (or sunrise) for optimal results.
- Low and slow is the key. During the day it is best to keep plants irrigated to near container capacity. Growers should allow some time for dry back (especially before lights out or sundown).
- It is best to irrigate with sufficient volume to allow runoff daily. Ideally, between 5-20% of irrigation volume per day that is given to the plants should drain out of the cube or bag. This ensures full saturation within the container and prevents salt accumulation within the media.
- With pulse irrigation, it is normal for growers not to see any runoff until mid-day or later as the media can take several small irrigation events to approach container capacity.

Low Frequency (Episodic) Irrigation

- Generally this is done by hand watering with a hose or wand.
- Depending on the cube or bag size, one large irrigation event per day, or every few days, is often adequate. However, when roots proliferate within the container, watering frequency may need to be increased to several times per day depending on the plant size.
- Irrigate to runoff. Ideally, between 5-20% of container capacity should run off per irrigation event. This ensures full saturation within the pot and prevents salt accumulation within the media.

HANDLING INSTRUCTIONS

1. Choose the appropriate, ready-to-use product and size for your crop (cube / bag).
2. Fully hydrate CocoPro with a pH balanced nutrient solution (5.8-6.2) at the feed rate that the crop will be receiving once planted into the CocoPro product. Allow enough time for the coir to fully expand. Expansion time will vary based on product size, irrigation method, and rate of water addition.
Expansion Methods:
 - a. CocoPro bags expand fast when top watered using a low flow watering wand. This process can take up to 8-10 minutes.
 - b. CocoPro cubes can be expanded by top or bottom watering (e.g., flooding a table that has cubes on it with water). This process can take up to 8-10 minutes.
 - c. Drip irrigation can also be used for expanding CocoPro cubes or bags. The process is slower but will provide uniform expansion. Be sure that drip stakes are placed in a way that they will drip directly onto the coco coir media. Once the media is partially expanded, the stakes can be inserted into the media for final expansion. The timing of this process will depend entirely on the flow rate of the drip emitters used.
3. Transplant seedlings, rooted cuttings, or mature plants into CocoPro.
4. Water CocoPro again, with an appropriate nutrient solution, until a 5-20% runoff is achieved.
5. Fertilize at an appropriate rate to reduce nutrient deficiencies in the crop. CocoPro has little to no nutritional charge and allows the grower to steer their crop with their preferred nutritional program.

For an in-depth discussion on irrigation design and best practices, reach out to our technical services team at 800-374-9376.