



**VORTEX<sup>®</sup>**  
**POWERFANS**  
High Performance Inline Duct Blowers

**S-line**



**/// SUPERIOR AIR AND SOUND PERFORMANCE ///**  
**FOR QUIET OPERATIONS**



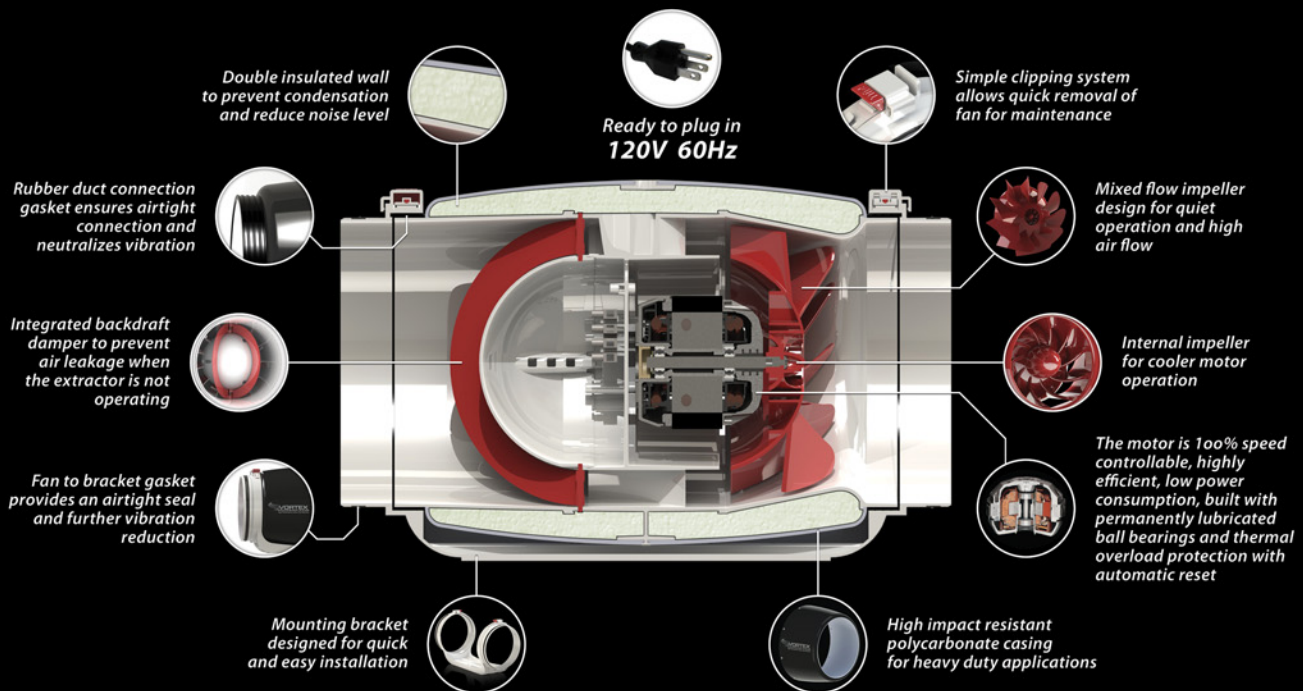
*S-line Mixed Flow Fans are designed for residential and light commercial ventilation applications. These compact, powerful, and quiet fans are available in 6", 8" & 10" duct diameters and are ideally suited for either supply or exhaust ventilation systems.*

### Design Features

- Powerful, compact and quiet mixed flow impeller
- Easy to install - mounting brackets included
- 100% speed controllable
- May be mounted in any position
- Suitable for airstream temperatures up to 140°F (60°C)
- Prewired with 120V power cord
- Energy efficient variable speed motor
- Fan and motor are precisely balanced for a quiet and vibration-free operation
- ETL listed
- AMCA air listed
- 10 year warranty



**TO FIND OUT WHAT SEPARATES THE S-LINE FROM OTHER FANS, YOU HAVE TO GET INSIDE IT.**



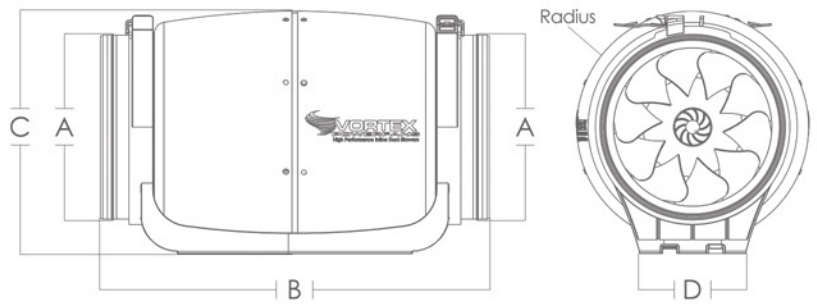
### S-line View & Sizes

All dimensions in inches

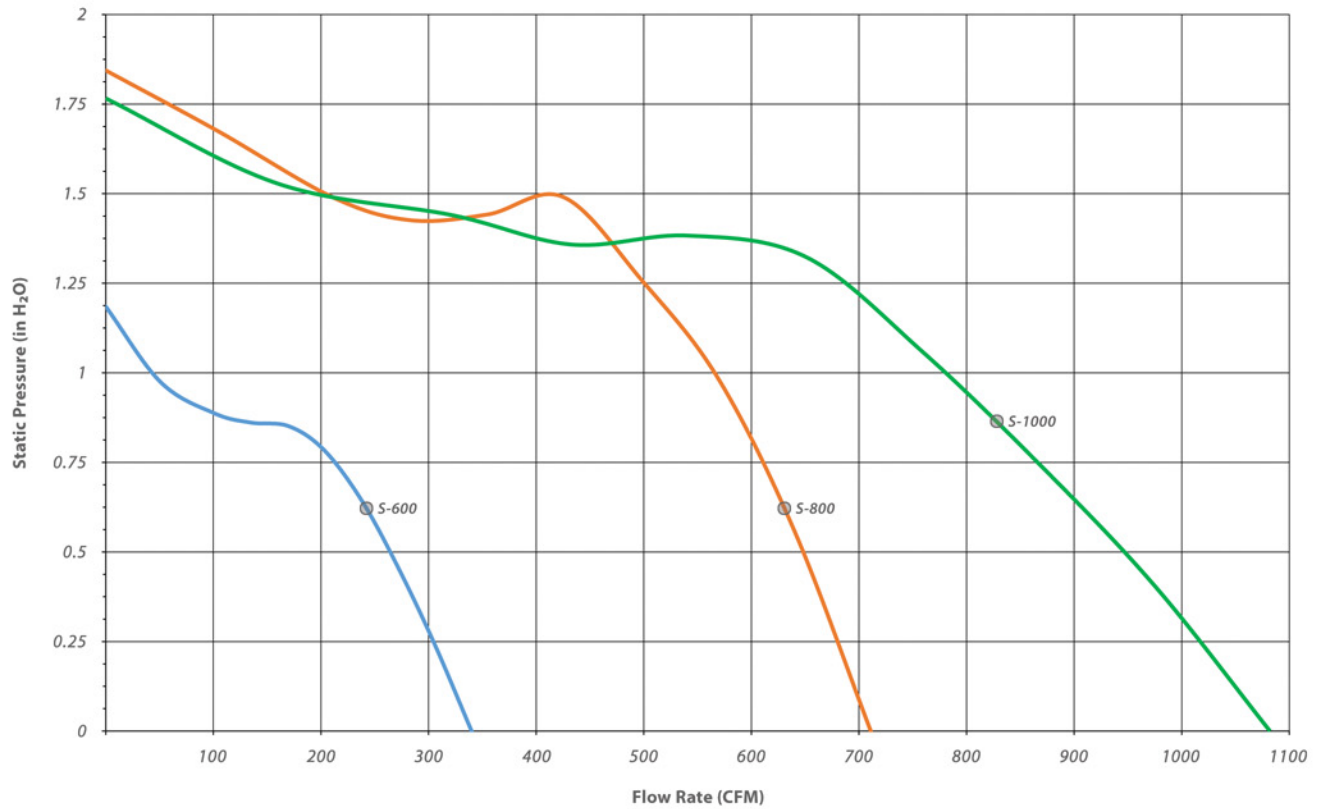
FAN MODEL	Weight (lbs)**	A*	B	C	D	Radius
S-600	6.8	6.0	15.37	9.02	3.94	4.20
S-800	10.4	8.0	16.64	10.38	4.57	4.97
S-1000	13.2	10.0	17.394	13.613	5.709	6.014

\*\* Mounting Brackets included

\* Represents Duct Dimensions



### S-line Air Performance Graph



### S-line Performance Data

ALL S-LINE FANS INCORPORATE MOTORS SUITABLE FOR 120 Volts AC 60Hz ELECTRICAL SUPPLY ONLY

FAN MODEL	Duct Dia.	RPM	Volts	Rated Watts	Max Amps	Static Pressure in Inches W.G.										Max Ps
						0"	.125"	.2"	.25"	.375"	.5"	.75"	1.0"	1.25"	1.5"	
S-600	6"	2720	120	72	0,68	340	323	312	305	285	265	215	39	---	---	1.185
S-800	8"	3150	120	232	1,99	711	697	688	682	666	649	612	570	501	204	1.844
S-1000	10"	2970	120	232	2,12	1082	1051	1032	1019	984	946	866	781	687	197	1.766

Performance certified is for installation type D - Ducted inlet, Ducted outlet. Speed (RPM) shown is nominal. Performance is based on actual speed of test. Performance ratings include the effects of appurtenances (accessories) Inlet Duct, Inlet Bell, Outlet Duct



Atmosphere Inc. certifies that the models shown herein are licensed to bear the AMCA Seal. The ratings are based on tests and procedures performed in accordance with AMCA Publication 211 and comply with the requirements of the AMCA Certified Ratings Program.



CONFORMS TO UL 507 and CSA C22.2 no.113



WHERE INNOVATION IS A STANDARD

WWW.ATMOSPHERE.COM



# S-line Applications

## Industrial



## Residential



## Commercial



## Agricultural



## Quiet Environment



Customer support : [info@atmosphere.com](mailto:info@atmosphere.com)  
Sales inquiries : [sales@atmosphere.com](mailto:sales@atmosphere.com)

2480 Boul. des Entreprises Terrebonne, Quebec J6X 4J8 CANADA  
T: 450.477.1100 F: 514.313.5700 TF: 1.800.489.1301  
[WWW.ATMOSPHERE.COM](http://WWW.ATMOSPHERE.COM)

FEBRUARY 2016  
Item #: QMS-CAT-SLINE-001