

### SPECIFICATIONS

|  |                            |
|--|----------------------------|
| <b>Capacity<sup>(1)</sup> PPD AT 80°/60%RH</b> | 315                        |
| <b>Energy factor<sup>(1)</sup></b>             | 2.6 L/kWh<br>5.5 pints/kWh |
| <b>Voltage, Phase, Frequency</b>               | 277VAC, 1 Phase, 60 Hz     |
| <b>Current draw (amps)<sup>(1)</sup></b>       | 9.2                        |
| <b>Power (watts)<sup>(1)</sup></b>             | 2,450                      |
| <b>Btu/h<sup>(2)</sup></b>                     | 7,900                      |
|  | SJT, L7-20P, 10ft          |

Power cord type and length



|                                |  |
|--------------------------------|--|
| <b>Hardwire</b>                | Field-configurable   |
| <b>Breaker size</b>            | 20 amp   |
| <b>CFM</b>                     | 830  |
| <b>Dimensions:</b>             | Width: 32 $\frac{5}{8}$ "<br>Height: 24"<br>Length: 24 $\frac{1}{4}$ " |
| <b>Weight</b>                  | 180 lbs.   |
| <b>Operating range Temp/RH</b> | 60/50 to 85/80   |

<sup>(1)</sup>Rated capacity and energy factor test done and current draw measured in accordance with AHAM DH-1 2008 at 80°F/60% RH inlet air at 0.0 ESP, 277VAC.

<sup>(2)</sup>Total cooling load @ 80°F/60% RH.


### FEATURES

|                               |   |
|-------------------------------|---|
| <b>Control</b>                | Onboard digital with diagnostics                    |
| <b>Air supply orientation</b> | Horizontal  |
| <b>Filter</b>                 | 20"x22"x2" MERV 11                                  |
| <b>Refrigerant</b>            | R410A   |
| <b>Coil type</b>              | Copper tube, Aluminum fin with ElectroFin® E-coat   |
| <b>Drain connection*</b>      | ¾" FNPT   |
| <b>P-Trap required</b>        | Yes (Included)                                      |
| <b>Leveling feet</b>          | Sold separately (Model #5789)                       |
| <b>Hanging brackets</b>       | Included  |
| <b>Warranty</b>               | 5 Years on all parts including refrigeration system |

\*Requires drain trap

### INCLUDED ITEMS

|                                  |   |
|----------------------------------|---|
| <b>Control</b>                   | Model A77   |
| <b>Drain fittings</b>            | ¾" MNPT x ¾" BARB,<br>¾" MNPT x ¾" Female pipe,<br>¾" FNPT x ¾" Female pipe,<br>¾" P-Trap |
| <b>Drain tubing (length, ID)</b> | 10' - ¾" ID   |
| <b>Thermostat wire</b>           | 30' 20 gauge 4-wire   |



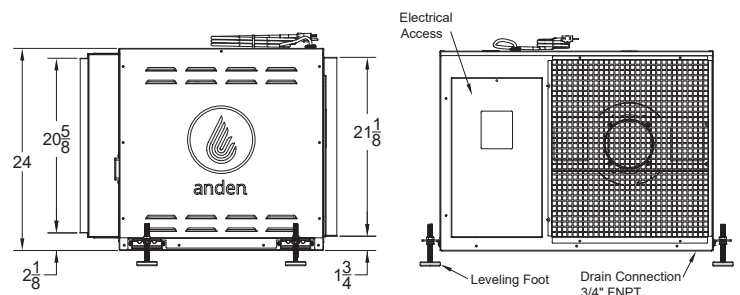
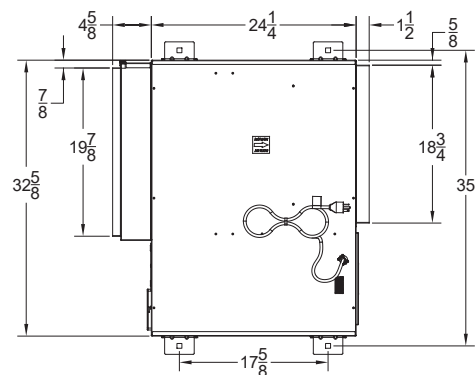
### PRINCIPLE OF OPERATION

The Anden Model A320V3 Dehumidifier is designed to dehumidify the air coming into the unit by passing the incoming air over an evaporator coil to drop the air temperature below the dew point of the air. Moisture is removed from the air and drained out of the unit to a common floor or waste drain. The air is then reheated in the condenser coil and exits the unit.

Dehumidification occurs until the set point is reached, then shuts off until the control determines a need for operation.




### APPLICATION

The Anden Model A320V3 Dehumidifier is the perfect solution for the precise management of humidity required in an indoor growing environment.



# Installation Options for the Anden A320V3 Dehumidifier

## APPLICATIONS

|  |   |
|--|---|
| <p><b>Freestanding</b></p> <ul style="list-style-type: none"> <li>• Air is pulled into the dehumidifier directly from the space, dehumidified and returned to the space.</li> </ul>  |  |
| <p><b>Ducted</b></p> <ul style="list-style-type: none"> <li>• Remotely located and ducted into grow space.</li> <li>• Circulates air to equalize humidity, temperature and CO<sub>2</sub>.</li> <li>• Duct mounting kit part #5807 (sold separately).</li> </ul>     |  |
| <p><b>Suspended</b></p> <ul style="list-style-type: none"> <li>• Air is pulled into the dehumidifier directly from the space, dehumidified and returned to the space.</li> <li>• The dehumidifier is hung from the ceiling to save space in the facility.</li> </ul> |  |

## Optional Controls and Sensors

### Wi-Fi Thermostats



Wi-Fi thermostats and mobile app provide humidity and temperature alerts directly to your smart phone or tablet. Control and monitor climate conditions in your grow room 24/7/365 from anywhere.



**Wi-Fi Model 8840**  
Easy-to-use color touch screen with all control options on the home screen.



**Wi-Fi Model 8830**  
Easy-to-use touch screen with all control options on the home screen.



**Wi-Fi Model 8820**  
Easy-to-use touch screen designed for temperature and humidity control.

### Sensor



**Model 8082 Sensor**  
Monitor temperature and humidity in multiple locations. Readings averaged to balance temperature and humidity.



**Model 8083 Sensor**  
Flush temperature and RH module. Averages four temperature and four RH values.

## Included Controls



**Model A77**  
Dedicated monitoring and control of each dehumidifier at canopy height.

### MODEL A77 SPECIFICATIONS

| Electrical                       |   |
|----------------------------------|---|
| <b>Input voltage and current</b> | Voltage: 35VDC (supplied by dehumidifier control board) |
| <b>Output</b>                    | Communication (RS485)                                   |
| Control                          |   |
| <b>Control range</b>             | 35%–80% RH  |
| <b>Accuracy</b>                  | +/-5% RH  |
| <b>Differential</b>              | 3% RH   |
| <b>Low limit</b>                 | 40°F dew point  |
| <b>High limit</b>                | 99°F dry bulb   |