

4'
WIDE



FAST FIT
CONTINUOUS BENCH



COMPATIBLE WITH
BOTANICARE
CT TRAYS



**Fast Fit® Continuous Bench shown with Botanicare® CT Trays (sold separately)*

The Fast Fit® Continuous Bench is customizable from eight to 24 feet in length (see all options below), providing a modular tray support that can grow with you. Thanks to its patented, no-hassle design, you can quickly assemble your Fast Fit® Continuous Bench with minimal tools required. When paired with rigid Botanicare® CT ABS trays, these benches provide an incredibly customizable system tailored to expanding your grow! Designed for use in soil and hydroponic growing methods.

MODULAR DIY GROWING BENCH



WHAT YOU WILL NEED

4' BENCH PARTS

						TOTAL BOXES NEEDED
	HGC706112	HGC706137	HGC706123	HGC706117	HGC706114	
TOTAL BENCH LENGTH 8'	1	1	-	-	1	3
12'	2	1	1	-	-	4
16'	1	1	1	1	1	5
20'	2	1	2	1	-	6
24'	1	1	2	2	1	7

4' BOTANICARE® CT TRAY PARTS

	HGC707082	HGC707083	HGC707084	HGC707085	TOTAL TRAYS NEEDED
	DRAIN TRAY	END TRAY	MIDDLE TRAY 8 FT	MIDDLE TRAY 4 FT	
TOTAL BENCH LENGTH 8'	1	1	-	-	2
12'	1	1	-	1	3
16'	1	1	1	-	3
20'	1	1	1	1	4
24'	1	1	2	-	4

Don't forget the **BOND THREE Tray Sealant (#HGC707092)**.

Each container of tray sealant yields 16.75 feet of seams (4-foot: 3.8 seams, 5-foot: 3.1 seams).

**1 YEAR LIMITED
WARRANTY**

When purchased from an authorized Hawthorne dealer, this product is covered by a LIMITED WARRANTY available at hawthornegc.com/warranties. You can also obtain the Terms of Sale and Limited Warranty by calling Hawthorne toll-free at: 1-888-478-6544 or writing Hawthorne at: Hawthorne Hydroponics LLC, 3204 NW 38th Circle, Vancouver, WA 98660, Attn: Customer Service.

5'
WIDE



FAST FIT
CONTINUOUS BENCH



COMPATIBLE WITH
BOTANICARE
CT TRAYS



**Fast Fit® Continuous Bench shown with Botanicare® CT Trays (sold separately)*






The Fast Fit® Continuous Bench is customizable from eight to 24 feet in length (see all options below), providing a modular tray support that can grow with you. Thanks to its patented, no-hassle design, you can quickly assemble your Fast Fit® Continuous Bench with minimal tools required. When paired with rigid Botanicare® CT ABS trays, these benches provide an incredibly customizable system tailored to expanding your grow! Designed for use in soil and hydroponic growing methods.

MODULAR DIY GROWING BENCH



WHAT YOU WILL NEED

5' BENCH PARTS

TOTAL BENCH LENGTH						TOTAL BOXES NEEDED
	HGC706141 END KIT 1	HGC706171 SUPPLEMENT	HGC706170 MIDDLE KIT 1	HGC706169 MIDDLE KIT 2	HGC706143 END KIT 2	
8'	1	1	-	-	1	3
12'	2	1	1	-	-	4
16'	1	1	1	1	1	5
20'	2	1	2	1	-	6
24'	1	1	2	2	1	7

5' BOTANICARE® CT TRAY PARTS

TOTAL BENCH LENGTH	HGC707086	HGC707087	HGC707088	HGC707089	TOTAL TRAYS NEEDED
	DRAIN TRAY	END TRAY	MIDDLE TRAY 8 FT	MIDDLE TRAY 4 FT	
8'	1	1	-	-	2
12'	1	1	-	1	3
16'	1	1	1	-	3
20'	1	1	1	1	4
24'	1	1	2	-	4

Don't forget the **BOND THREE Tray Sealant (#HGC707092)**.

Each container of tray sealant yields 16.75 feet of seams (4-foot: 3.8 seams, 5-foot: 3.1 seams).

1 YEAR LIMITED WARRANTY

When purchased from an authorized Hawthorne dealer, this product is covered by a LIMITED WARRANTY available at hawthornegc.com/warranties. You can also obtain the Terms of Sale and Limited Warranty by calling Hawthorne toll-free at: 1-888-478-6544 or writing Hawthorne at: Hawthorne Hydroponics LLC, 3204 NW 38th Circle, Vancouver, WA 98660, Attn: Customer Service.